



**Shenzhen Wasoto Tech Co., Ltd**

TEL : +86 755-81218716  
FAX : +86 755 81218718  
Factory Address : No.35, Fumin Industrial Zone, Shenzhen, China

- Interactive security
- Video monitoring
- The energy management
- Home automation
- The health protection

**WASOTO**

Pursuing Excellent Quality and Improving Quality of Life



**WASOTO SMART HOME**

Smart Home One-stop Delivery Platform

Intelligent life | intelligent apartment | intelligent hotel

# Company Profile

More than 10 years of technical strength of the company's R & D team, Shenzhen Wasoto Tech Co., Ltd successfully developed a number of industry-first products. With the development of the Internet of things and AI technology, "smart home" has gradually moved from the hall of display to thousands of households.

As a product design, research and development, production-oriented company, based on the deep understanding of user needs and continuous development ability, Wasoto Tech has independently developed and produced intelligent universal remote controller, security sensor, intelligent wall switch, intelligent socket, intelligent curtain, wireless sharing headset and other home products.

The company has a self-built workshop of 7000 square meters, more than 30 product research and development personnel. At the same time equipped with a variety of testing instruments, testing equipment and new product production equipment; Has more than ten product patent certificates. We pursue the working policy of "developing first-class technology, manufacturing first-class products, controlling first-class quality and providing first-class service", and wholeheartedly provide all kinds of intelligent products supporting services for our partners




Electrical engineering

Intelligent lighting

Intelligent security sensing

# Smart wall switch



## SMART WALL SWITCH

Supports Voice Control / Remote Control / Timing Control / Automation Control



- ◆ Intelligent panel switch, wall touch switch
- ◆ Toughened glass material, touch control
- ◆ Support Wet Hand Operation
- ◆ Wireless Control / Remote Control / Voice Control / Timing Control
- ◆ Automatic control, one key to open the scene mode
- ◆ Support for third-party intelligent platforms: Alexa, Google Assistant, IFTTT

Size : 86\*86\*34mm

Protocol : Zigbee, SigMesh

Connection mode : Single wire

Certificate : CE, ROHS

Material : PC flame retardant material + tempered glass

Rated voltage : 100-240V

# WiFi Intelligent electrical outlet



## SMART WALL SOCKET

Ordinary household appliances, rapid intellectualization



- ◆ Dual USB charging port, support fast charging
- ◆ Multifunctional Wall Socket
- ◆ Automatic control, one key to open the scene mode
- ◆ Wireless Control / Remote Control / Voice Control / Timing Control
- ◆ Support for third-party intelligent platforms: Alexa, Google Assistant, IFTTT

Size : 86\*86\*36mm      Protocol : WiFi,Zigbee,SigMesh

Interface : Standard interface +USB port      Material : ABS material

Of the goods : Smart wall socket

# VOICE CONTROL

*Intelligence brings a better life*

alexa, turn on/off TV.

## AI Intelligent voice remote control

- ◆ Wifi intelligence, 360-degree infrared emission
- ◆ Wireless Control / Remote Control / Voice Control / Timing Control
- ◆ Automatic control, one key to open the scene mode
- ◆ Support for third-party intelligent platforms: Alexa, Google Assistant, IFTTT
- ◆ With a massive code base, covering most of the mainstream infrared products in the market, it can make common air-conditioner TV and other infrared controlled home appliances intelligent



LQ-Y08



LQ-Y09



LQ-Y13



LQ-Y13CH

Size : 75*76*28mm	Protocol : WIFI 2.4G
Infrared frequency : 20-60K.HZ	Input : 5V1A
Working temperature : -20-55°C	Material : ABS/TPU
Control Distance : 8m	



## RGB Smart bulb

- ◆ Full-color intelligent bulb lamp, adjust light, color temperature and brightness with APP. Provide a variety of color lighting scene!
- ◆ Automatic control, one key to open the scene mode
- ◆ Wireless Control / Remote Control / Voice Control / Timing Control
- ◆ Support for third-party intelligent platforms : Alexa, Google Assistant, IFTTT



Rated voltage : 100-220V	Protocol : Zigbee,SigMesh
Rated power : 7W	Color : RGBW
Battery : NO	



## Smart tube light

- ◆ Full-color intelligent bulb lamp, adjust light, color temperature and brightness with APP. Provide a variety of color lighting scene!
- ◆ Automatic control, one key to open the scene mode
- ◆ Wireless Control / Remote Control / Voice Control / Timing Control
- ◆ Support for third-party intelligent platforms : Alexa, Google Assistant, IFTTT



Rated voltage : 100-220V	Protocol : Zigbee,SigMesh
Rated power : 7W	Color : RGBW
Battery : NO	



## Intelligent light belt control

- ◆ Full-color intelligent bulb lamp, adjust light, color temperature and brightness with APP. Provide a variety of color lighting scene!
- ◆ Automatic control, one key to open the scene mode
- ◆ Wireless Control / Remote Control / Voice Control / Timing Control
- ◆ Support for third-party intelligent platforms : Alexa, Google Assistant, IFTTT



Rated voltage : 100-220V	Protocol : Zigbee,SigMesh
Rated power : 100W	Color : RGBW
Battery : NO	



# Intelligent central control gateway

- ◆ intelligent gateway, faster response time than WiFi
- ◆ Capable of simultaneously connecting wireless devices 100+
- ◆ Gateway is the control of smart home.
- ◆ It can communicate with other intelligent devices through zigbee or Sigmesh protocol.

Size : 90*90*23mm	Protocol : Zigbee, SigMesh
Material : USB	Rated Voltage : DC 5V
power supply mode : adapter	


Multi-network integration, can also be used off the network.





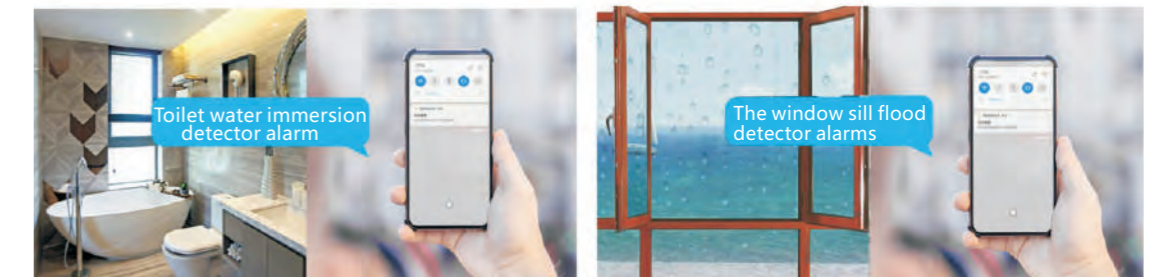
# Flood Detector

- ◆ Flood Detector is used together with the gateway. When the sensor probe senses the presence of water, the Flood Detector will report the danger and the gateway will trigger the local audible and visual alarm
- ◆ At the same time, the APP pushes reminder information to know the situation at home



Forgetting to turn off the faucet leaks

Warehouse leakage, the first time to receive water leakage information, timely processing

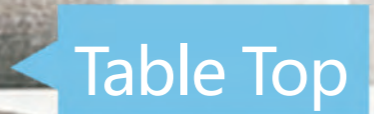


A leak in the washroom was treated immediately

When the sensor detects rain, it can link other smart devices to close the Windows

Size : $\Phi 55 \times 18 \text{mm}$	Protocol : Zigbee, SigMesh
Rated power : $< 1.5 \text{W}$	Battery type : CR123A lithium battery
Rated Voltage : 3V	Power supply mode : lithium battery
Material : ABS , PC	

## Multiple installation mode



## Smart camera

Size : $\Phi 81$	Protocol: WIFI
Rated power : 4.5W	Rated Voltage : DC5V
Maximum resolution : 920*1080P	Material : ABS

- ◆ 1920\*1080p/ 25FPS HD image quality
- ◆ On the TUYA platform, the camera can interact with other smart devices
- ◆ The camera can rotate from 0 to 355 degrees horizontally and from 0 to 70 degrees vertically through mobile APP control, easily viewing the video dynamics without dead Angle
- ◆ 24 hours infrared night vision imaging, using 6 infrared transmitting tubes, night vision environment can see high-definition black and white images, night vision distance of 5-8m, After the camera is connected to wifi, remote monitoring can be realized anytime and anywhere, and voice intercom can be realized while watching videos
- ◆ Video support TF memory card, maximum support 128GB



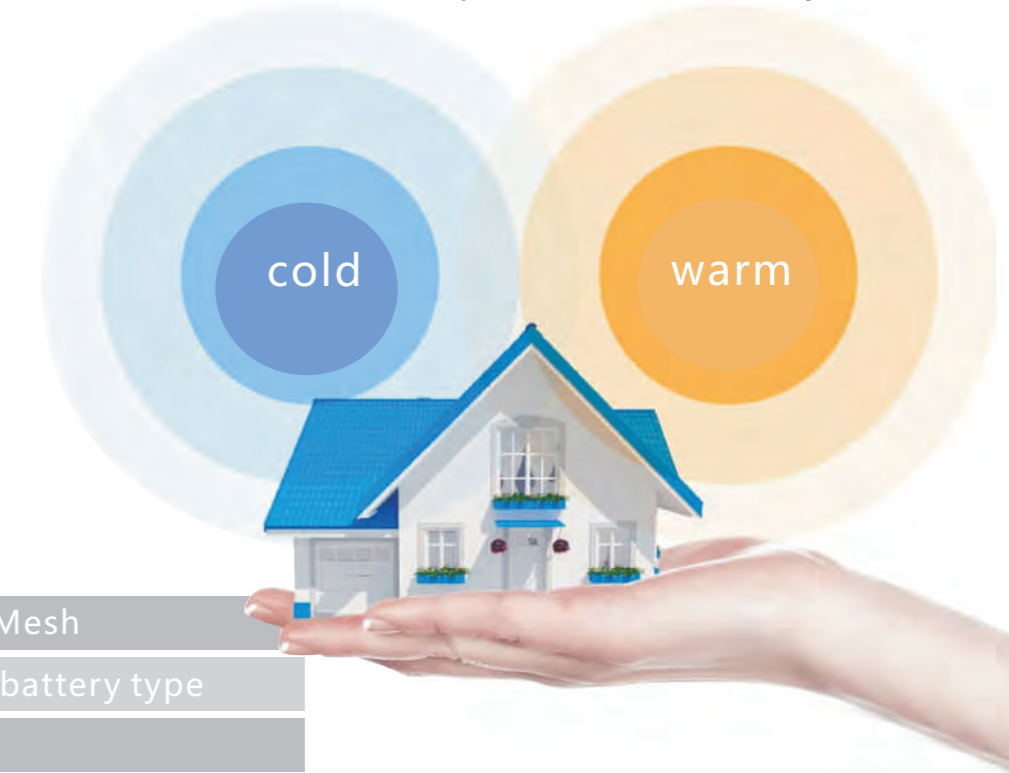


## Intelligent temperature and humidity

- ◆ Intelligent temperature and humidity sensor, with intelligent gateway use
- ◆ Linkage air conditioning and other household appliances
- ◆ Automatically adjust the temperature to create a warm and comfortable home

“Changes in temperature”  
All the control

Real-time monitoring and display  
of ambient temperature and humidity



Size : Φ68\*22mm

Protocol : Zigbee,SigMesh

Power supply mode : battery

Battery type : CR2032 battery type

Material : ABS/PC

Battery : Yes

SigMesh,Zigbee

## PIR Infrared human motion sensor

Infrared smart Mobile sensor

human body induction | 7mDistance detection | Intelligent linkage



## Infrared human motion sensor

- ◆ Intelligent anti-theft PIR infrared body motion sensor
- ◆ 110° wide detection Angle, super long standby time
- ◆ Super sensor for home care, sensing no one in the home automatically turn off other electrical appliances, saving power and safety
- ◆ Get up in the middle of the night, sense human movement, automatically light up the small night light
- ◆ The maximum detection range is 7 meters and the detection Angle is 110°

Size :  $\Phi 48 \times 53.2\text{mm}$  Protocol : Zigbee,SigMesh

Battery type : Cr2032 Rated voltage : DC3V

Power supply mode : lithium battery Material : ABS

### Smart linkage to create a better new life


With other intelligent ecological products, interactive control is carried out through the intelligent tuya platform to create a new intelligent and safe life





## Intelligent sound and light alarm

- ◆ When other intelligent sensors detect the danger, the intelligent sound and light alarm emits a high decibel sound and the light flashes to alarm. Timely and effectively convey the alarm information to users intuitively
- ◆ (This product needs to cooperate with the gateway to use) built-in backup battery, even if power is cut off can be used



Size :  $\Phi 81 \times 35 \text{mm}$

Power supply mode : Alternating current (ac)

Material : ABS/PC

Protocol : Zigbee, WiFi

Working voltage : 100-240V

Battery : NO



## Intelligent gate magnetic sensor

- ◆ Monitor and record the opening and closing of doors and Windows at any time
- ◆ Mobile APP automatically pushes notifications
- ◆ Linkage with other intelligent products, automatic realization of various intelligent scenes
- ◆ Combined sound and light alarm against theft



Home/rental room/dormitory/  
hotel door security



The door magnetic induction toilet  
lid opens and closes



Prevent thieves from breaking into the house



Drawer valuables security

Size : 45\*35\*13mm      Protocol : Zigbee,SigMesh

Battery type : CR123A      Rated voltage : DC3V

Material : ABS/PC



## Intelligent smoke sensor

- ◆ Double induction of smoke and temperature, in case of fire danger it will immediately send out high-decibel sound alarm, and push alarm information to the mobile phone at the same time.
- ◆ Adopt special structure design, detect the smoke in the smouldering stage of fire, more accurate, more rapid fire alarm seize the effective opportunity to put out the fire



### Rapid perception

The fire was put out in the bud  
Rapid alarm, in the event of a fire, the first time to alarm the fire disaster in the bud



The cigarette ends did not go out in time



Natural gas leakage



Electrical appliances aged and caught fire



Factory fire warning

Size :  $\Phi 90 \times 37 \text{mm}$

Protocol : Zigbee, SigMesh

Rated power :  $< 1.5 \text{W}$

Rated voltage : 3V

Material : ABS/PC

Power supply mode: battery





# Intelligent gas sensor alarm

- ◆ Plug and play, can monitor natural gas, methane, gas, liquefied gas leakage, to protect the safety of the family
- ◆ If combustible gas is detected, it will respond within 2 seconds, the buzzer alarm will ring, the LED indicator will flash, and the alarm information will be sent to the mobile phone At the same time linkage sound and light alarm gives out high decibel alarm information



Size : $\Phi 90 \times 37 \text{mm}$	Protocol : Zigbee , WiFi
Rated power : $< 1.5 \text{W}$	Power supply mode : adapter
Material : PC	

Welcome To Visit Our Factory For Further Discusstion!